

ROMA

June 25, 2015

The Cancer Registry of Latina: Potential and Critical

Fabio Pannozzo

Objective^s of Cancer Registries

Record continuously and systematically all new cancer diagnoses occurred in a certain period in a given population

*Comparability
Completeness
Accuracy*

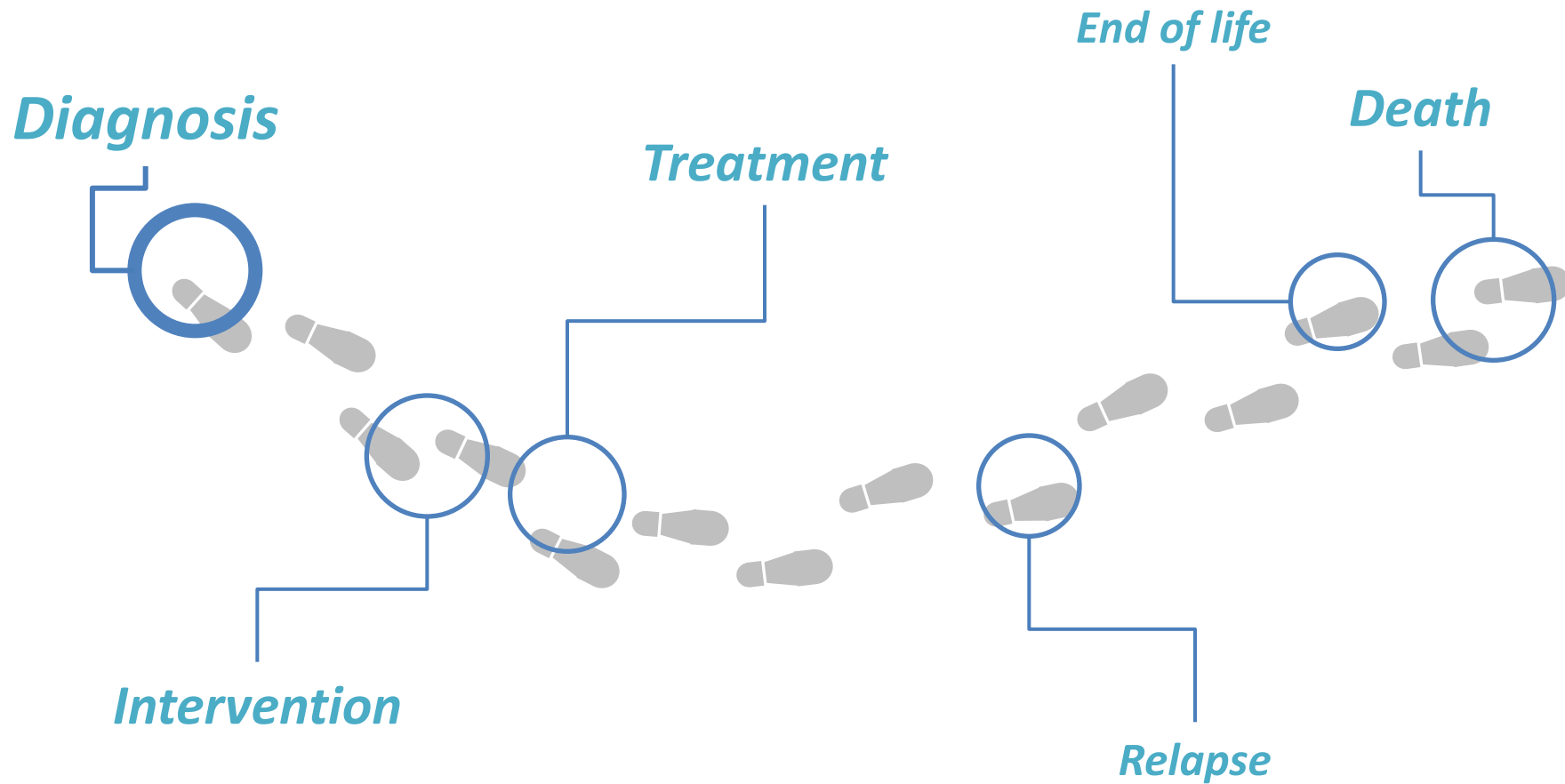
....Timeliness



The Cancer Registries are needed because no Italian hospital, public or private, is required to store data related to the diagnosis and treatment of cancer. If you want to monitor the development of oncological pathology must then someone takes on the task of going to actively seek information, encode, archive and makes them available for study and research.

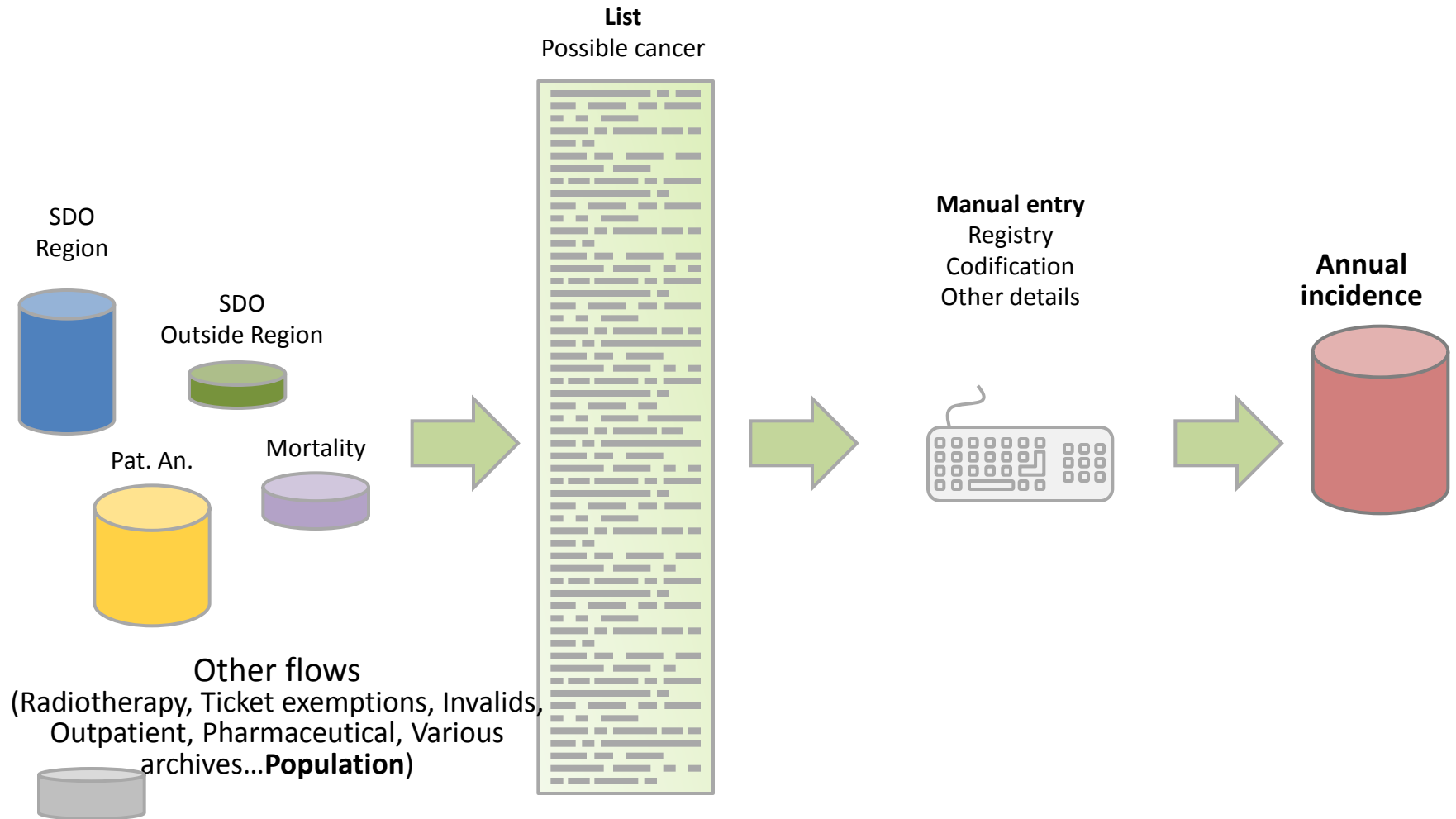
The information collected includes the type of cancer diagnosed, the name, age and sex of the patient, its clinical condition, the treatments received and that is receiving and the evolution of the disease.

Pathways



Types of Cancer Registry:

manual with automated procedures



Dusty paper archives ...



...a computerized network





Established March 23, 1982 (DGR 1748)

Reorganized with deliberative act n° 862 in the
October 17, 2006 (D. G. ASL LT)

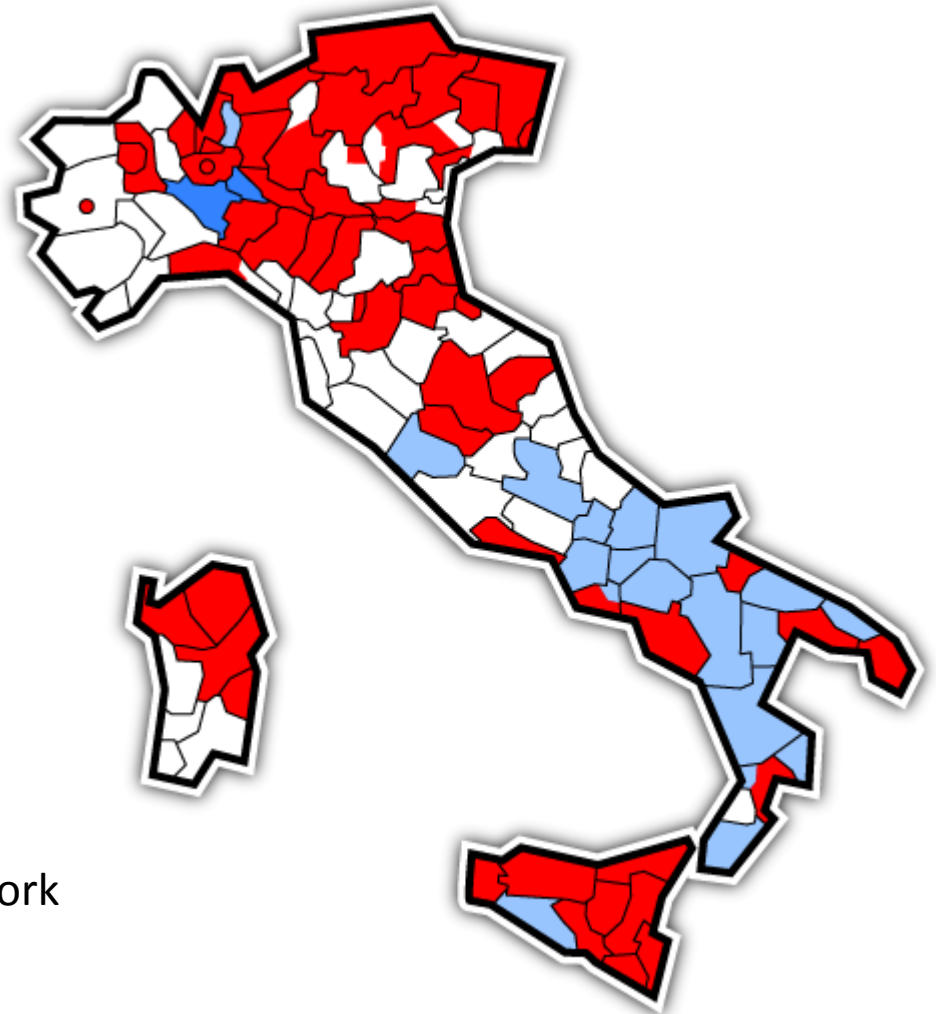
Recognized by Decree-Law n. 179 definitively converted
into law by Parliament December 13, 2012.

This law establishes the Cancer Registries between the Registers of Pathology and
regulates its functioning (privacy, networks, electronics files)

Law proposal n. 108 “Establishment of the cancer registry in the Region
Lazio” was approved by the Board May 20, 2015

43 population or specialized registers are currently active overseeing a total of over 51 % of the Italian population.

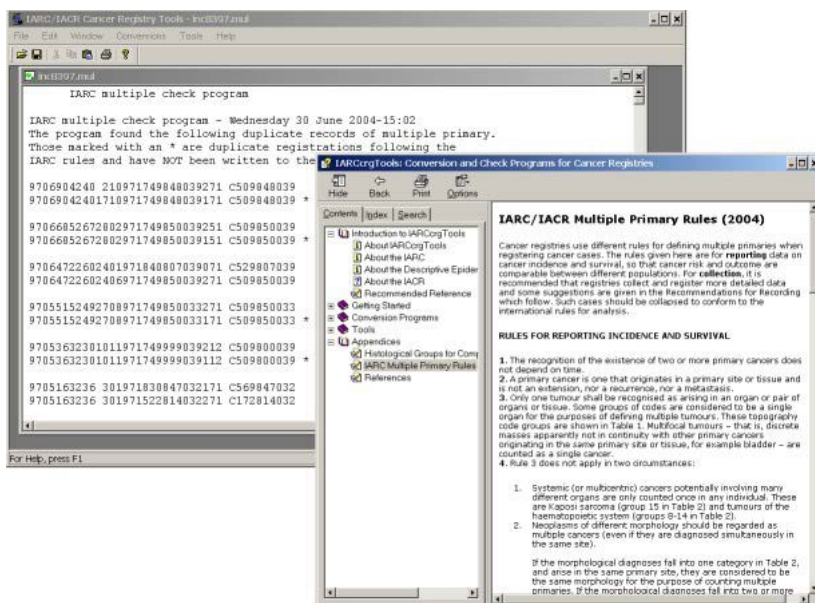
The Cancer Registry of Latina covers 10 % of the population in the region Lazio



AIRTum Network

Quality controls: IARC

IARC org Tools



DEPEdits : similar but does not check for multiple tumors

- IARCcrgTools
- (http://www.iacr.com.fr/iacr_iarccrgtools.htm)
- Derived from IACR-Check it includes control at individual record:
- age/date of birth, date of incidence
- Age/Site/Histology
- Site/Histology
- Site/Sex
- Site/Histology
- Grading/Site
- Grading/Morphology
- Differentiation/Histology
- Diagnosys base/Histology
- It also includes a program batch for testing of **multiple tumors**
- Finally, it allows the transcoding between different classifications (ICD-9, ICD-10, ICD-O2 and **ICD-O3**)

Quality controls: AIRTUM

CHECK Airtum

- **Methodology**
- Data from Cancer registries are compared with an expected value obtained **using a model**
- **Corrections** are provided by **geographical area** (North, Center, South, of Italy)
- The evaluation of data aggregates is implemented with the exact text of Fisher
- The total number of tests to which a Registry is exposed is 1360 (divided into 17 groups)
- For each check a score is associated
- The format is compatible with that of “BD AIRTum”

Global check

example....

% VM, % DCO, M/I,

Age-specific rates

Anatomic subsites

Time trend of rates and morphologies



The Cancer Registry allows to describe

- Incidence
- Mortality
- Prevalence
- Survival
- Time Trends

The Cancer Registry allows evaluations and comparisons on:

- care pathways
- impact of screening
- environmental determinants
- lifestyles and disease

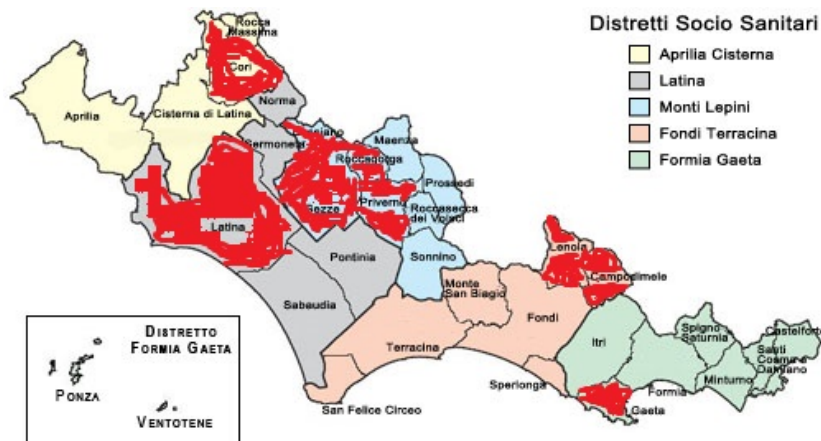
Criticality

- Migration Health

(histological reports, medical records...)

- Absence of a network of Pathological Anatomy
- Privacy Law
- Timeliness
- Quality of information flows (SDO, SIAs, ReNCaM)
(initial checks of completeness and reliability)

Since 1983...in the Province of
Latina



- **MONICA**
- **DISCO CNR**
- **MATISS**
- **EURALIM**
- **CUORE**

In 2015



Register of Acute Cardiovascular and
Cerebrovascular Events in the Province
of Latina



THANK'S

To

M.Rossi
S.Curatella
E.Bernazza
L.Macci
S.Busco
I.Rashid

.....

A. Carraturo

...

P.Franzese

